

INDEPENDENT SCHOOLS IN TASMANIA SNAPSHOT

The Independent school sector in Tasmania is a diverse and growing group of non-government schools. This is a snapshot of the key characteristics of the Tasmanian Independent school sector, those who are enrolled, those who work in Independent schools, and how these schools are funded.

2022 EDITION

LATEST AVAILABLE FACTS AND FIGURES

CHARACTERISTICS OF THE INDEPENDENT SCHOOL SECTOR

BROAD CHOICE FOR PARENTS

STRONG COMMUNITY LINKS

DIVERSITY OF SCHOOL TYPE,
SIZE AND FOCUS

AUTONOMOUS GOVERNANCE
ARRANGEMENTS

COMPREHENSIVE ACCOUNTABILITY

SCHOOL METRICS

In 2021, there were 35 Independent schools of which 6 were boarding schools. Most Independent schools in Tasmania are co-educational.

SIZE OF TASMANIAN INDEPENDENT SCHOOLS

LESS THAN 50 STUDENTS	14%
50-199 STUDENTS	43%
200-999 STUDENTS	34%
MORE THAN 1,000 STUDENTS	9%

NUMBER OF TASMANIAN INDEPENDENT SCHOOLS

PRIMARY	7	20%
COMBINED	24	69%
SPECIAL SCHOOLS	4	11%
TOTAL	35	100%

TYPE OF TASMANIAN INDEPENDENT SCHOOLS

BOYS' SCHOOLS	3%
GIRLS' SCHOOLS	6%
CO-EDUCATIONAL SCHOOLS	91%

35



INDEPENDENT SCHOOLS IN TASMANIA

297



AVERAGE NUMBER
OF STUDENTS ENROLLED IN A
TASMANIAN INDEPENDENT SCHOOL

292



AVERAGE NUMBER OF
STUDENTS ENROLLED IN A
TASMANIAN GOVERNMENT SCHOOL

SCHOOL PROFILE

Independent schools have diverse religious or philosophical affiliations. They represent a range of approaches to teaching and learning.



94%

TASMANIAN INDEPENDENT SCHOOLS
WITH
A RELIGIOUS AFFILIATION

AFFILIATIONS OF TASMANIAN INDEPENDENT SCHOOLS
BY NUMBER OF ENROLMENTS

2021

AFFILIATION	NUMBER OF SCHOOLS	STUDENT FTE	STUDENT %
CHRISTIAN	9	2,546	24.5%
ANGLICAN	3	2,487	23.9%
SOCIETY OF FRIENDS	1	1,188	11.4%
UNITING CHURCH	1	1,085	10.4%
NON-DENOMINATIONAL	11	1,048	10.1%
PENTECOSTAL	1	406	3.9%
LUTHERAN	1	374	3.6%
STEINER	2	309	3.0%
INTER-DENOMINATIONAL	2	288	2.8%
SEVENTH DAY ADVENTIST	2	282	2.7%
BAPTIST	1	280	2.7%
BRETHREN	1	117	1.1%

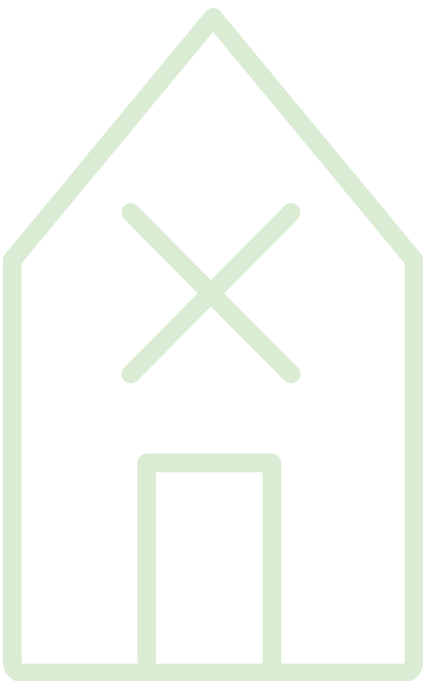

GOVERNANCE

Independent schools are generally not-for-profit institutions founded by groups in the community. All Independent schools are registered with the relevant state or territory education authorities.

Independent schools are primarily accountable to their parent and school communities.

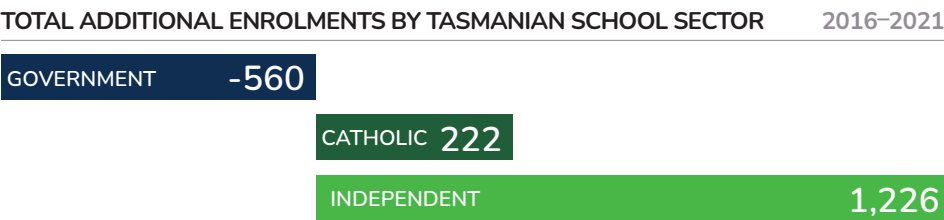
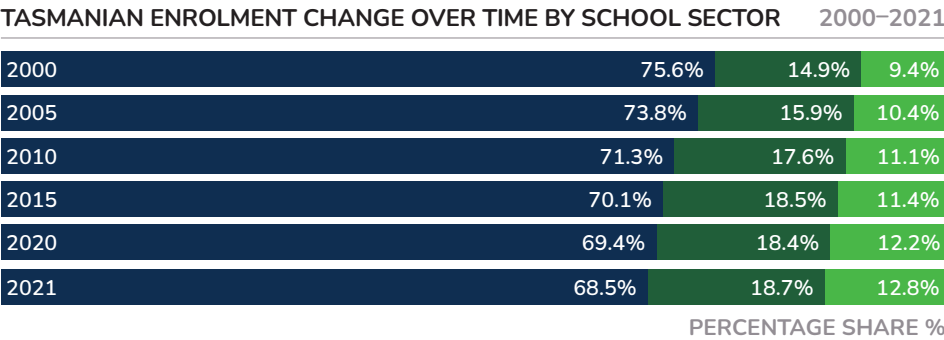
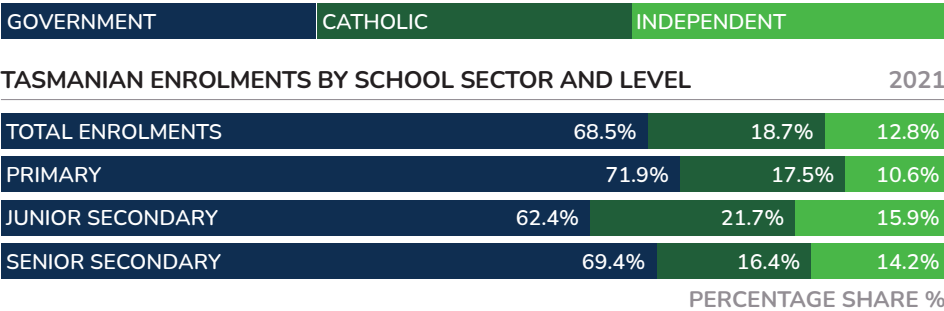
One Independent school in Tasmania operates within an approved system authority.

All Tasmanian Independent schools comply with relevant territory and federal education legislation and regulation.



STUDENT ENROLMENTS


The rate of growth of the Independent school sector has been increasing. In 2021, enrolments in Tasmanian Independent schools grew by 4.4 per cent.



ENROLMENTS IN TASMANIAN INDEPENDENT SCHOOLS	2021		
	MALE	FEMALE	TOTAL
PRIMARY	2,370	2,382	4,752
SECONDARY	2,864	2,794	5,657
TOTAL	5,234	5,176	10,410

STUDENTS WITH DISABILITY IN TASMANIAN INDEPENDENT SCHOOLS*	2021
SUPPORT PROVIDED WITHIN A QUALITY DIFFERENTIATED TEACHING PRACTICE	646
SUPPLEMENTARY	1,013
SUBSTANTIAL	306
EXTENSIVE	97

*MORE INFORMATION ON THE LEVELS OF ADJUSTMENT FOR STUDENTS WITH DISABILITY IS AVAILABLE AT WWW.NCCD.EDU.AU



4.4%

GROWTH IN ENROLMENTS IN TASMANIAN INDEPENDENT SCHOOLS



10,410

TOTAL NUMBER OF STUDENTS IN TASMANIAN INDEPENDENT SCHOOLS



484

INDIGENOUS STUDENTS



71

OVERSEAS STUDENTS



205

BOARDING STUDENTS



2,062

STUDENTS WITH DISABILITY

SOURCES OF INCOME

Governments save an estimated \$67 million in funding due to the contribution to Tasmanian Independent schools from families and other private sources.



\$67 MILLION

SAVINGS TO GOVERNMENT FROM
TASMANIAN INDEPENDENT SCHOOLS



\$2,639

MEDIAN ANNUAL FEE
2020

GOVERNMENT FUNDING OF TASMANIAN INDEPENDENT SCHOOLS

Government funding for schools is provided by the Australian Government and the Tasmanian government. The Australian Government is the main government funding source for non-government schools, providing 79 per cent of total government recurrent funding while the state provides 21 per cent. The state government is the main funding source for government schools. The proportions of private/government funding vary greatly from school to school.

RECURRENT FUNDING FOR SCHOOL EDUCATION IN TASMANIAN \$ MILLION

FY 2019–20

GOVERNMENT SCHOOLS



CATHOLIC SCHOOLS



INDEPENDENT SCHOOLS



AUSTRALIAN GOVERNMENT TASMANIAN GOVERNMENT PRIVATE INCOME (Parents, etc)

FUNDING MODEL


The current funding model for schools, the Schooling Resource Standard (SRS) comprises base funding plus loadings to address educational disadvantage. Base funding for Independent schools is adjusted according to the school community's estimated capacity to contribute (CTC) to the costs of education, assessed on parental income tax data. This methodology is known as the Direct Measure of Income (DMI). Schools with a higher CTC score receive less per capita base funding.

LOADINGS:

- SCHOOL LOCATION
- SCHOOL SIZE
- SOCIO-EDUCATIONAL DISADVANTAGE
- INDIGENEITY
- LOW ENGLISH LANGUAGE PROFICIENCY
- STUDENTS WITH DISABILITY

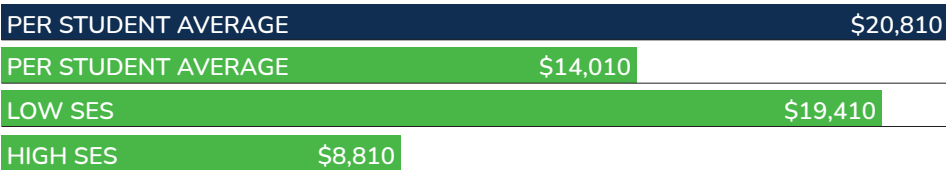
AVERAGE GOVERNMENT RECURRENT FUNDING PER TASMANIAN STUDENT

FY 2019–20



TOTAL GOVERNMENT RECURRENT FUNDING PER TASMANIAN STUDENT COMPARISON

FY 2019–20



TASMANIAN GOVERNMENT SCHOOLS TASMANIAN INDEPENDENT SCHOOLS

ALL GOVERNMENT SOURCES. THE AMOUNT OF FUNDING RECEIVED FROM ALL GOVERNMENT SOURCES VARIES SIGNIFICANTLY DEPENDING ON THE CIRCUMSTANCES OF THE SCHOOL.

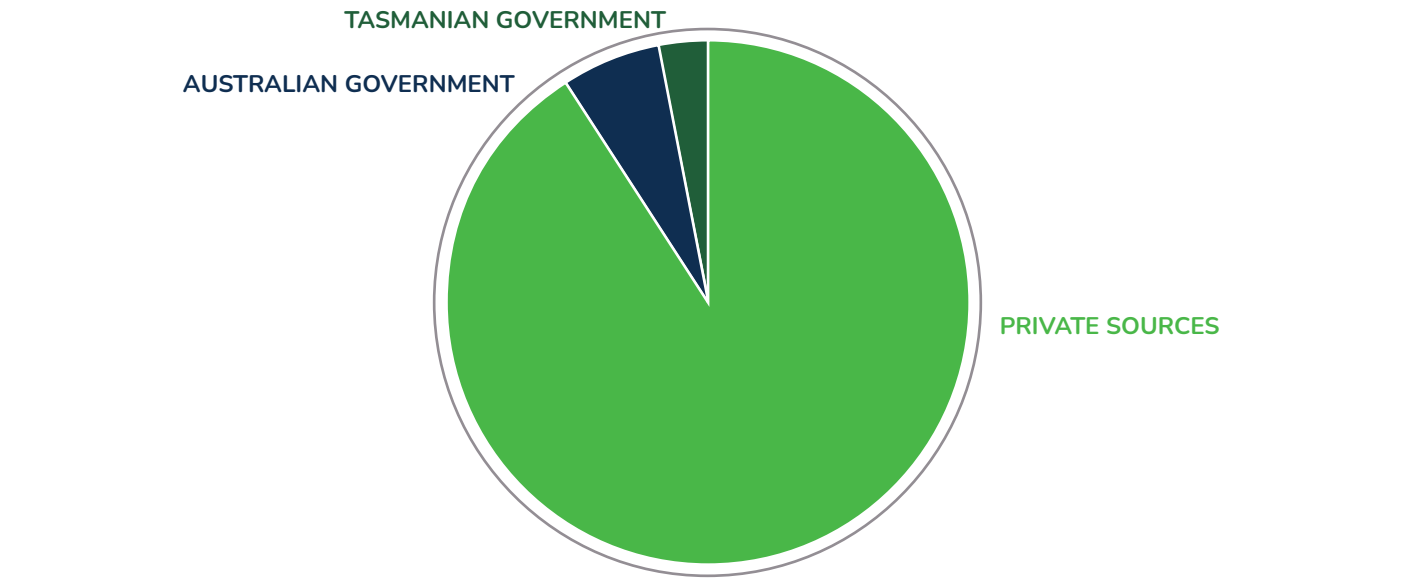
SOURCES OF INCOME

Many Independent schools in Tasmania rely on government funding to support the education of students in areas of need.



MAIN SOURCES OF CAPITAL INCOME

On average, parents and communities provide 91 per cent of capital funding for Independent schools in Tasmania. The amount of capital funding in Tasmanian Independent schools from private sources in 2020 was \$22 million.



91%

PRIVATE SOURCES
PARENTS AND DONORS

Most capital funding is sourced through borrowing, fund raising, levies on parents or school reserves.

6%

AUSTRALIAN GOVERNMENT CAPITAL
GRANTS PROGRAM FOR TASMANIA

In 2020 the Australian Government provided \$1.4 million in capital grants to Tasmanian Independent schools. In 2021 it is estimated that grants for the Tasmanian Independent sector will total approximately \$1.3 million.

In the Independent sector Australian Government capital grants are distributed on a needs basis through Block Grant Authorities, with priority given to disadvantaged school communities with the least capacity to raise funds.

3%

TASMANIAN GOVERNMENT CAPITAL
FUNDING

In 2020 the Tasmanian Government provided \$0.8 million in capital grants to Tasmanian Independent schools.

SCHOOL TEACHERS

Tasmanian Independent schools employ just over 15 per cent of all teachers in Tasmanian schools.



15%

TEACHERS EMPLOYED BY
TASMANIAN INDEPENDENT SCHOOLS

TEACHERS IN THE TASMANIAN INDEPENDENT SECTOR BY GENDER AND LEVEL (FTE)

2021

	MALE	FEMALE	TOTAL	MALE	FEMALE
PRIMARY TEACHERS	105	276	381	<div></div>	<div></div>
PER CENT %	27.5	72.5	100		
SECONDARY TEACHERS	294	297	591	<div></div>	<div></div>
PER CENT %	49.8	50.2	100		

972

NUMBER OF TEACHERS
FULL-TIME EQUIVALENT

1,241

NUMBER OF TEACHERS
FULL-TIME AND PART-TIME

2,359

NUMBER OF EMPLOYEES

TASMANIAN STUDENT TO TEACHER RATIOS

CHANGE 2000 – 2021

	GOVERNMENT		NON-GOVERNMENT			
	PRIMARY	SECONDARY	CATHOLIC PRIMARY	CATHOLIC SECONDARY	INDEPENDENT PRIMARY	INDEPENDENT SECONDARY
2000	15.8	13.7	19.2	13.3	14.6	11.8
2005	15.9	13.2	19.1	13.7	13.6	10.9
2010	14.3	13.1	18.4	13.4	13.4	10.3
2015	15.4	13.4	17.6	13.1	12.8	9.5
2020	13.9	12.5	15.4	12.1	12.8	9.5
2021	13.7	12.0	15.6	11.7	12.5	9.5



STUDENT TO TEACHER RATIOS (AVERAGE)

2021

INDEPENDENT	10.7 TO 1
CATHOLIC	13.4 TO 1
GOVERNMENT	12.9 TO 1

SOURCES: FIGURES IN SNAPSHOT ARE DERIVED FROM DATA PROVIDED BY THE AUSTRALIAN BUREAU OF STATISTICS, THE AUSTRALIAN GOVERNMENT DEPARTMENT OF EDUCATION, SKILLS AND EMPLOYMENT, THE PRODUCTIVITY COMMISSION AND THE AUSTRALIAN CURRICULUM, ASSESSMENT AND REPORTING AUTHORITY. SOME FIGURES MAY NOT ADD DUE TO ROUNDING. FUNDING FIGURES IN THE SNAPSHOT USE THE LATEST AVAILABLE FINANCIAL DATA WHICH IS FOR THE FINANCIAL YEAR 2019–21, OR FOR THE CALENDAR YEAR 2021. UNLESS OTHERWISE SPECIFIED, STUDENT ENROLMENT FIGURES ARE FULL TIME EQUIVALENT.

PRODUCED BY INDEPENDENT SCHOOLS AUSTRALIA

independent
schools
tasmania